

# Principal's report 2016

## Introduction

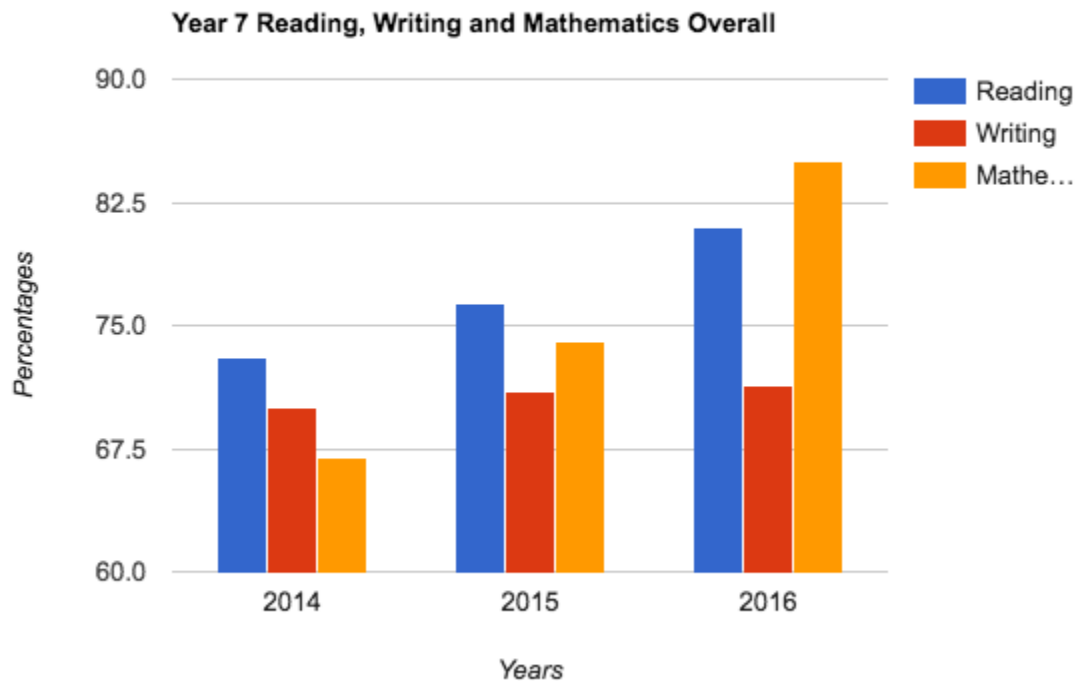
We are pleased to report continued improvement in our National Standards results. Of particular note was the excellent improvement in Mathematics which exceeded our target and reached our 2017 target of 85% one year ahead of schedule. Writing continues to improve but at a slower pace but pleasing improvements in reading were achieved.

Levels of participation have increased in our cornerstone activities and we are pleased with the achievements of our students who continue to excel in regional, provincial and international competitions.

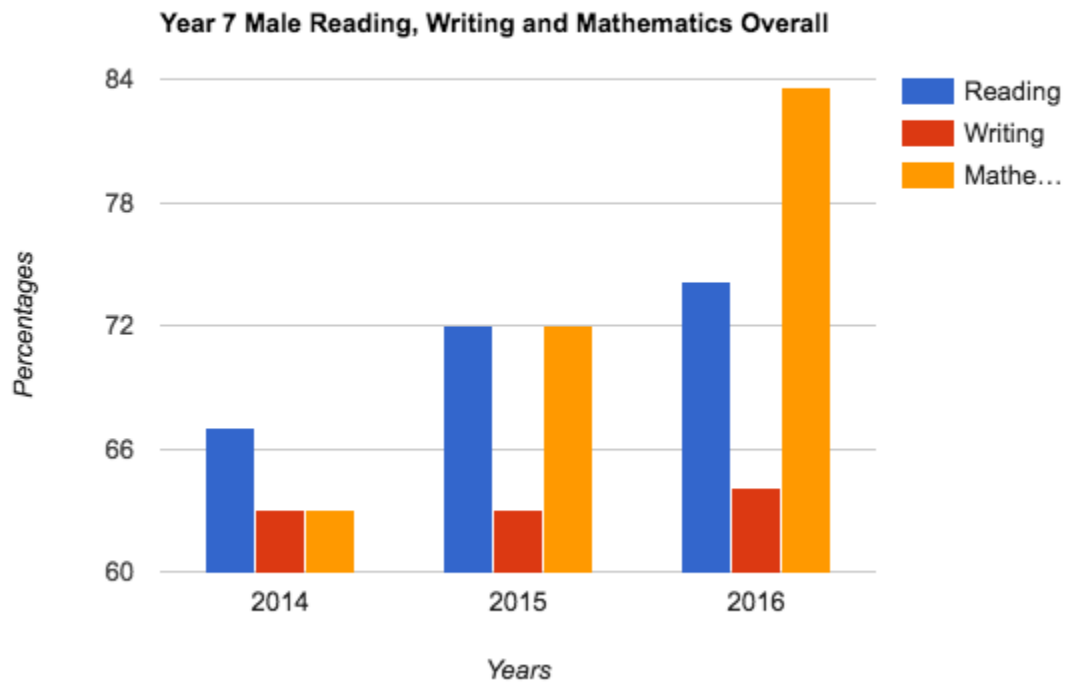
## Academic achievement

National Standards:

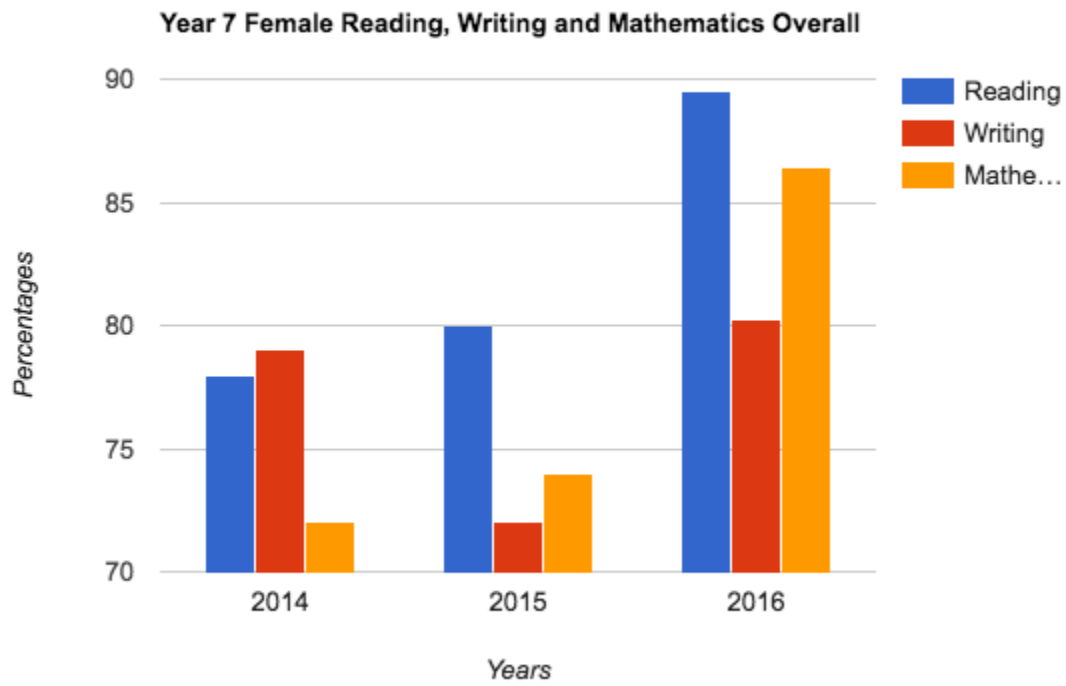
Year 7 students:



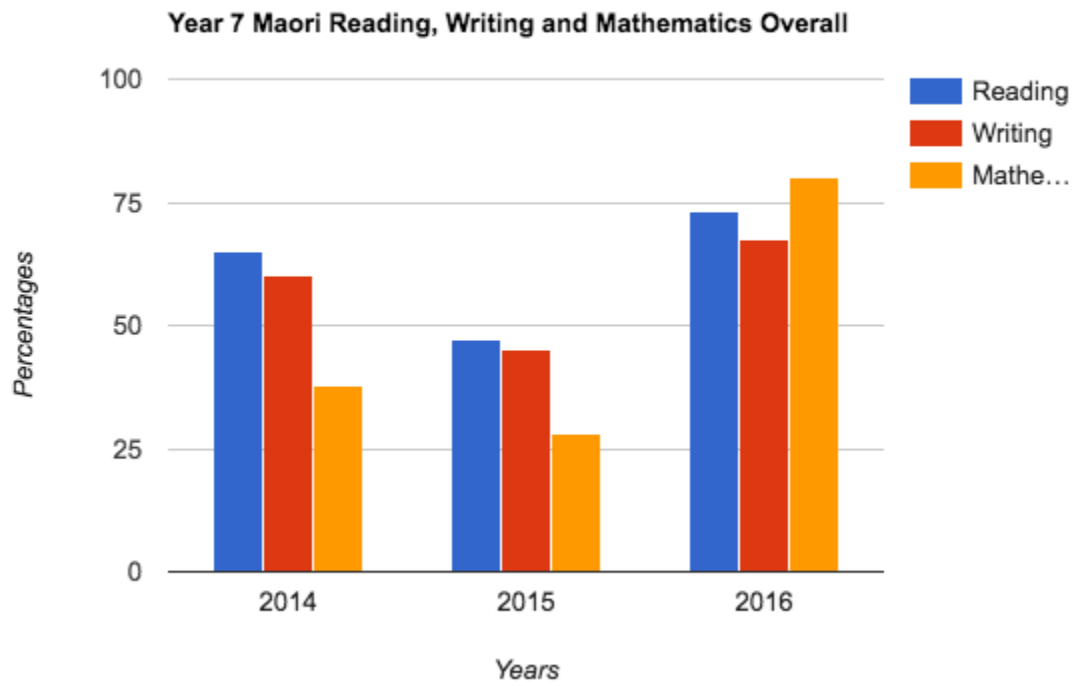
- Pleasing progress in Reading
- Writing remained the same
- Significant improvement In Mathematics. Achieved the National target of 85%



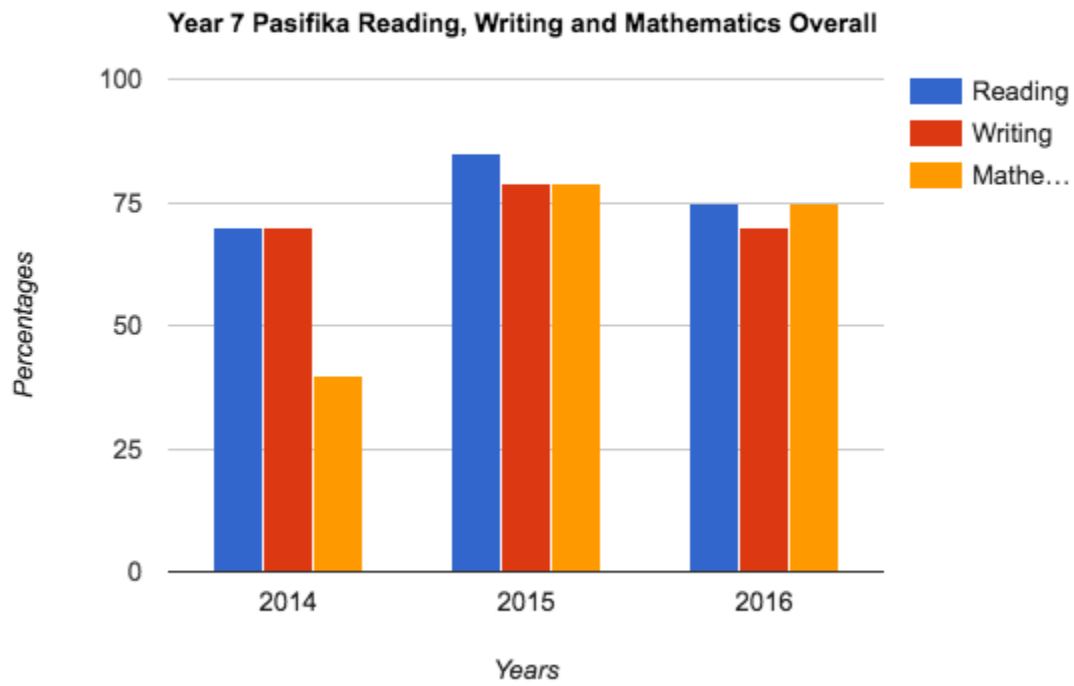
- Year 7 boys Mathematics shows significant improvement from 72% to about 83%
- Slight improvement in Writing
- Positive change in Reading



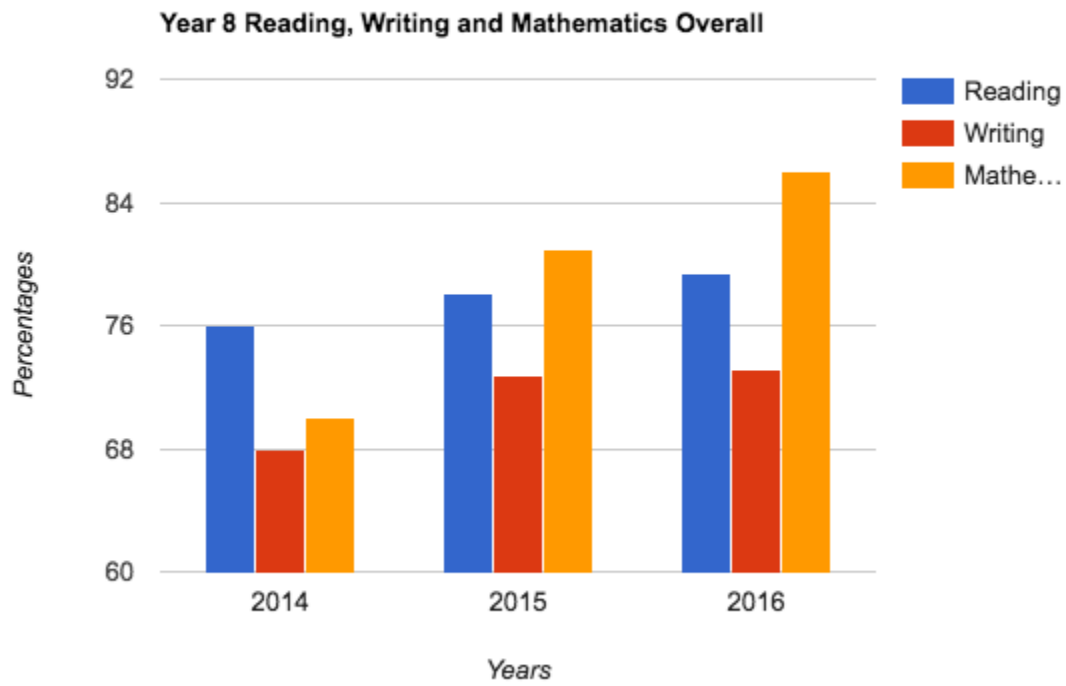
- Pleasing improvement in Reading
- Significant improvement in Mathematics
- Slight positive improvement in Writing



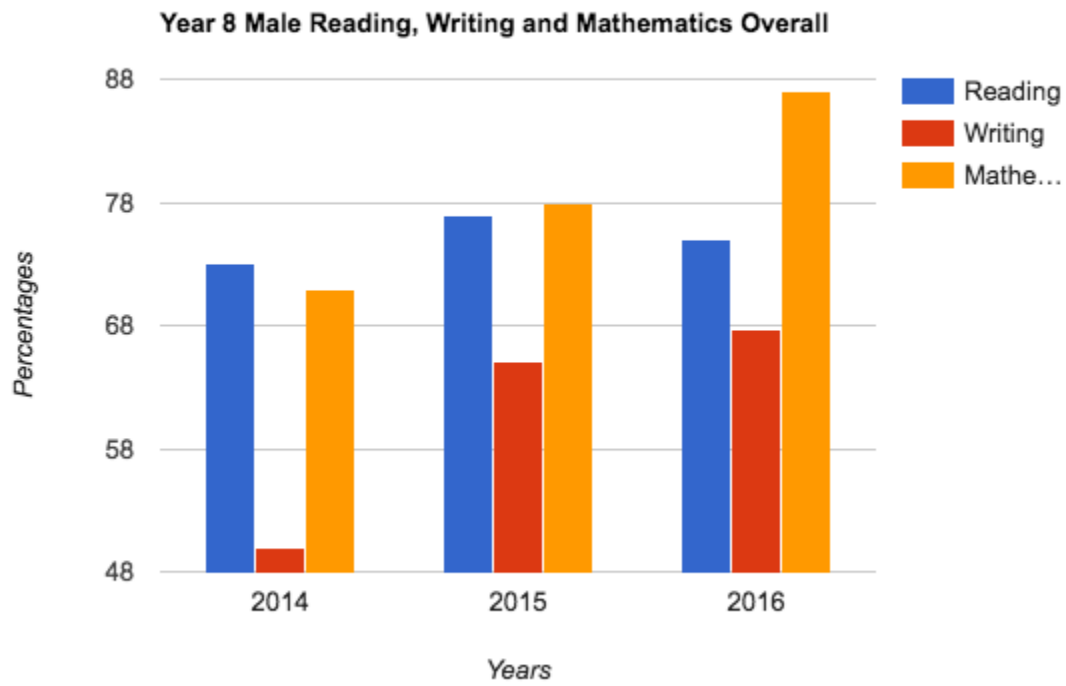
- Significant improvement in Reading from 2015
- Significant improvement in Writing from 2015
- Excellent improvement in Mathematics from 2015



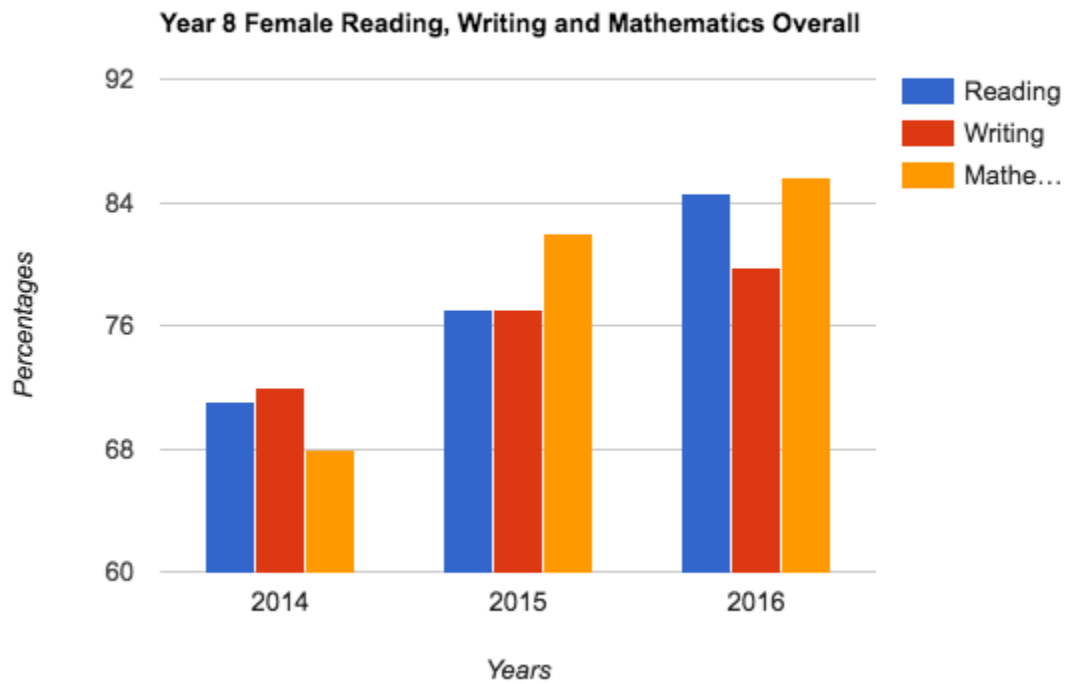
- Slight decline in reading writing and mathematics
- Maintained improvement from 2014



- Significant improvement in Reading from 2015
- Very slight change in Writing from 2015
- Excellent improvement in Mathematics from 2015

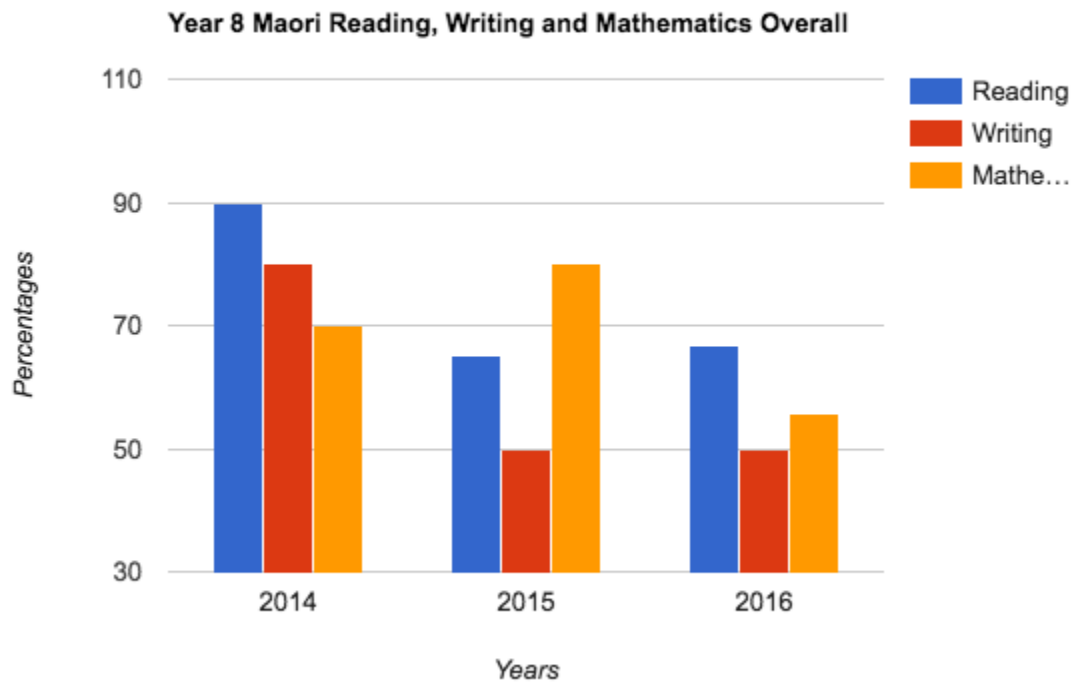


- Slight decline in Reading from 2015
- Significant improvement in Writing from 2014
- Excellent improvement in Mathematics from 2015



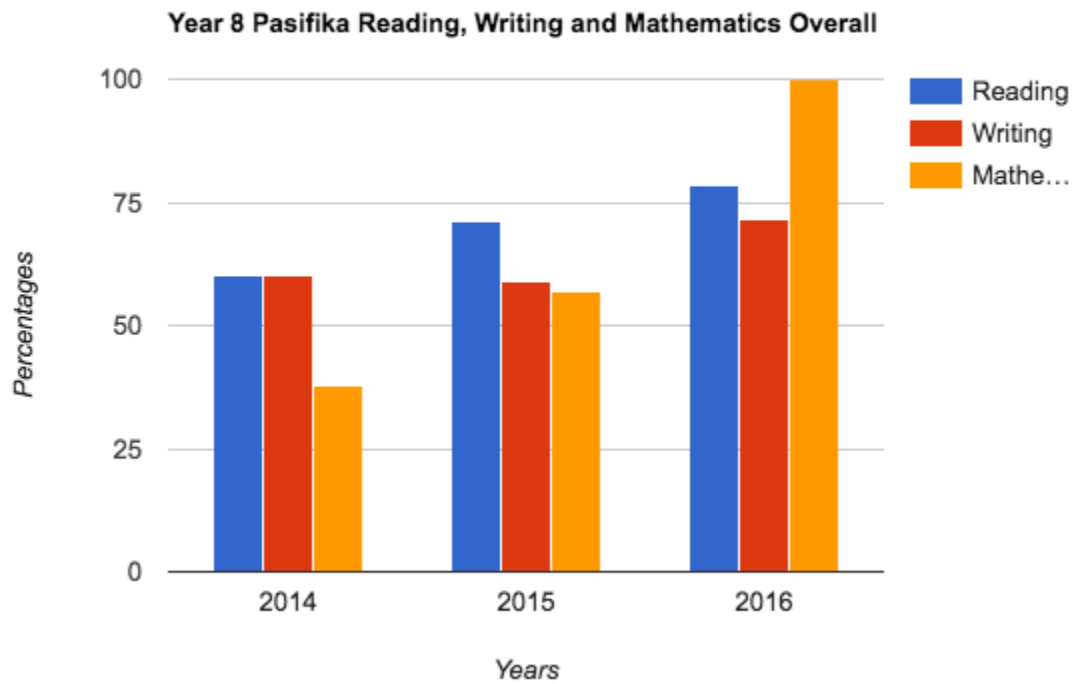
- Excellent improvement in Reading from 2015
- Excellent improvement in Writing from 2015
- Pleasing improvement in Mathematics from 2015





For year 8 Maori students

- Slight improvement in Reading from 2015
- No change in Writing from 2015
- Regression in Mathematics from 2015 (Very small sample size)



For year 8 Pasifika students

- Pleasing improvement in Reading from 2015
- Pleasing improvement in Writing from 2015
- Excellent improvement in Mathematics from 2015. 100% students working at or above the National standards (Small sample size)

## NCEA 2016

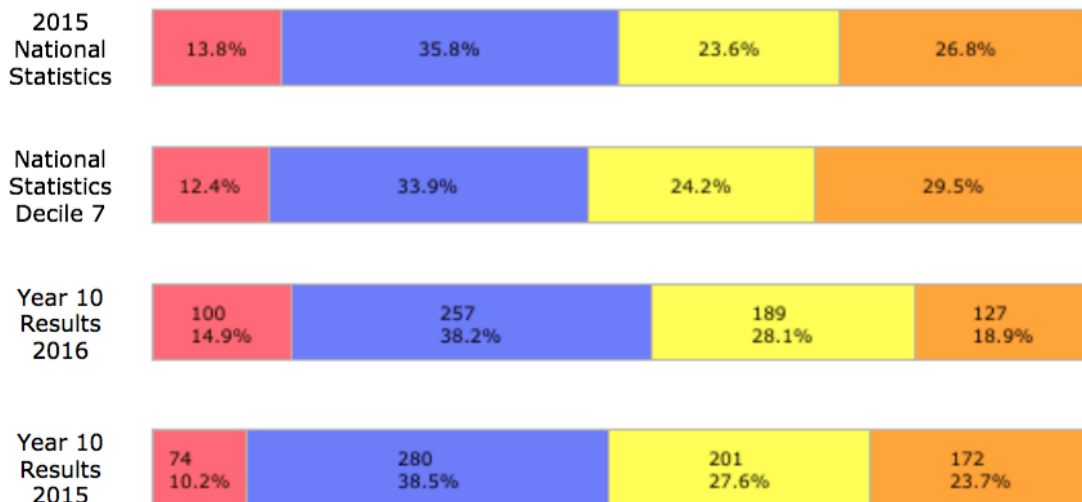
In 2016, for the first time, the NZQA fee was collected from students and our data was directly reported to NZQA. Each Learning Areas offered ONE internal Achievement Standard. Students, with their teacher, made a decision to enter an Achievement Standard

*The table and graph below counts for each student in the selected subject, the total number of credits awarded, and compares against the total number attempted. Comparison by Gender and Ethnicity are also calculated.*

### Overall NCEA Student Results

	Number Students	Number Results	Credits Achieved	Credits Merit	Credits Excellence	Total Credits	Possible Credits	Percentage Earned / Attempted	Average Credits / Student
Total	173	677	891	651	453	1995	2372	84.1	11.5
Male	93	362	484	341	205	1030	1276	80.7	11.1
Female	80	315	407	310	248	965	1096	88.0	12.1
European	23	78	112	73	26	211	262	80.5	9.2
Maori	11	37	38	44	22	104	131	79.4	9.5
Pasifika	16	60	103	33	27	163	214	76.2	10.2
Asian	111	456	597	448	330	1375	1606	85.6	12.4
Other	8	36	28	47	37	112	126	88.9	14.0

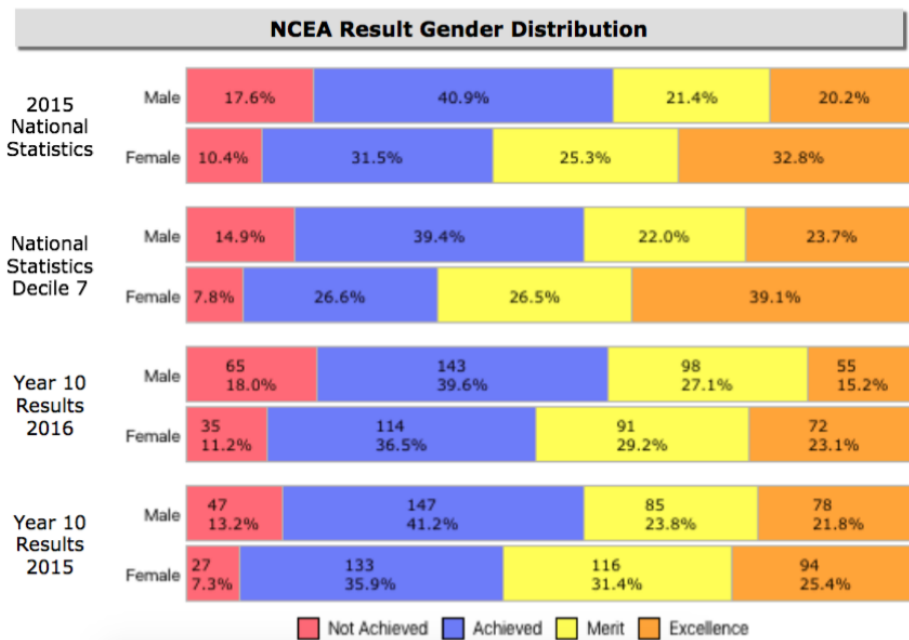
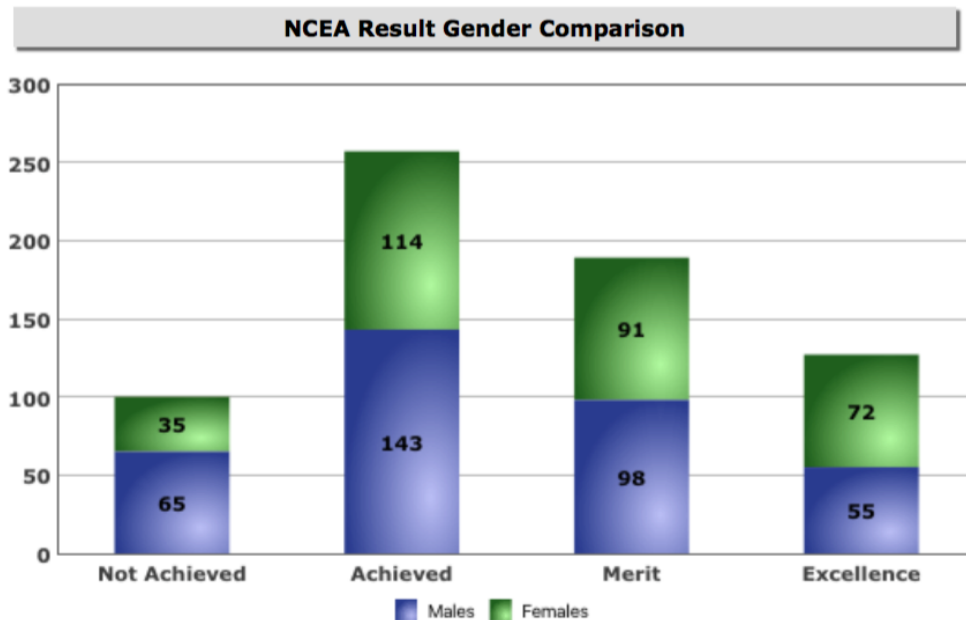
### NCEA Result Overview



- In 2015 we had a total number of 183 students involved, so a slight decrease in 2016 where we had 173 students involved

- In 2015 we had a total number of 728 results (entries into Achievement Standards) so a slight decrease in 2016 where we have 677 results/entries
- In 2016, saw a small improvement in the percentage of credits gained at Merit level, but a slight decrease in the percentage of credits at Excellence level.

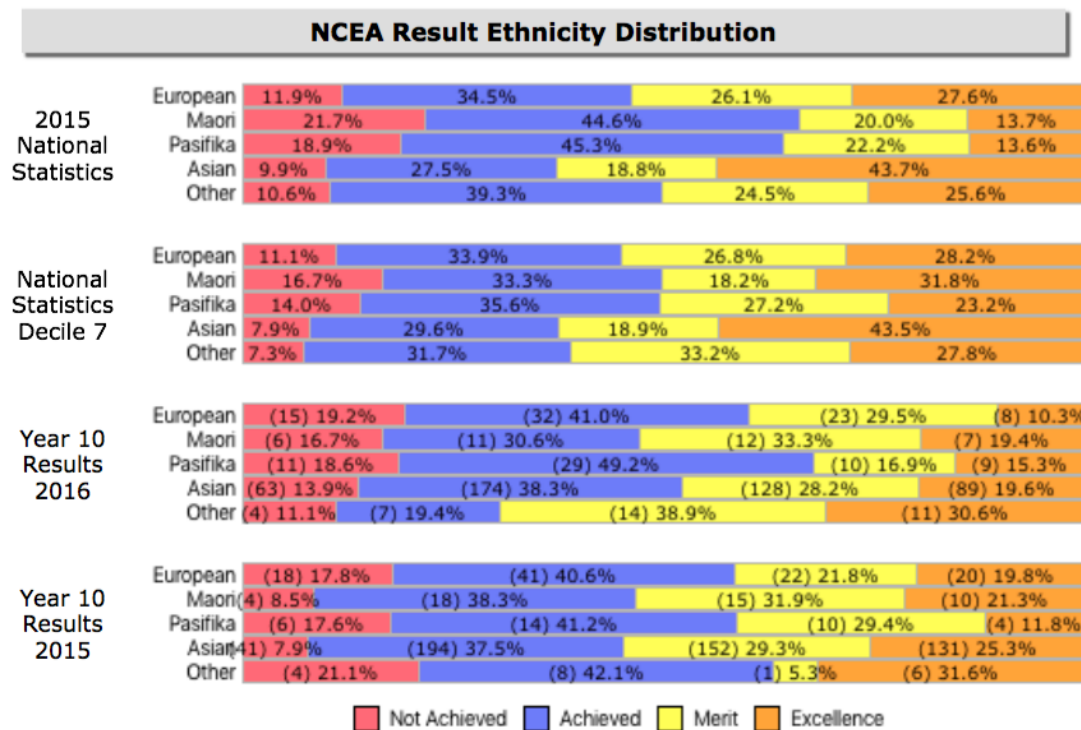
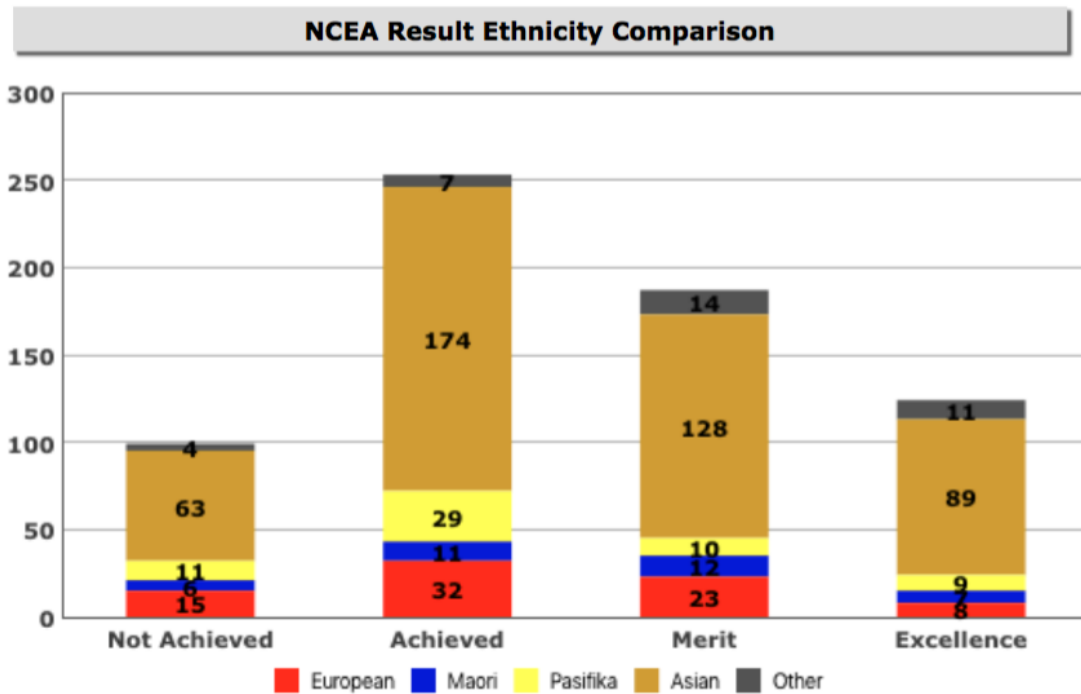
*This graph shows the number of standards awarded at each possible grade, compared against the students gender.*



- Girls continued to outperform boys (national trend)
- Both genders saw an increase in Not Achieved results in 2016 when compared to 2015

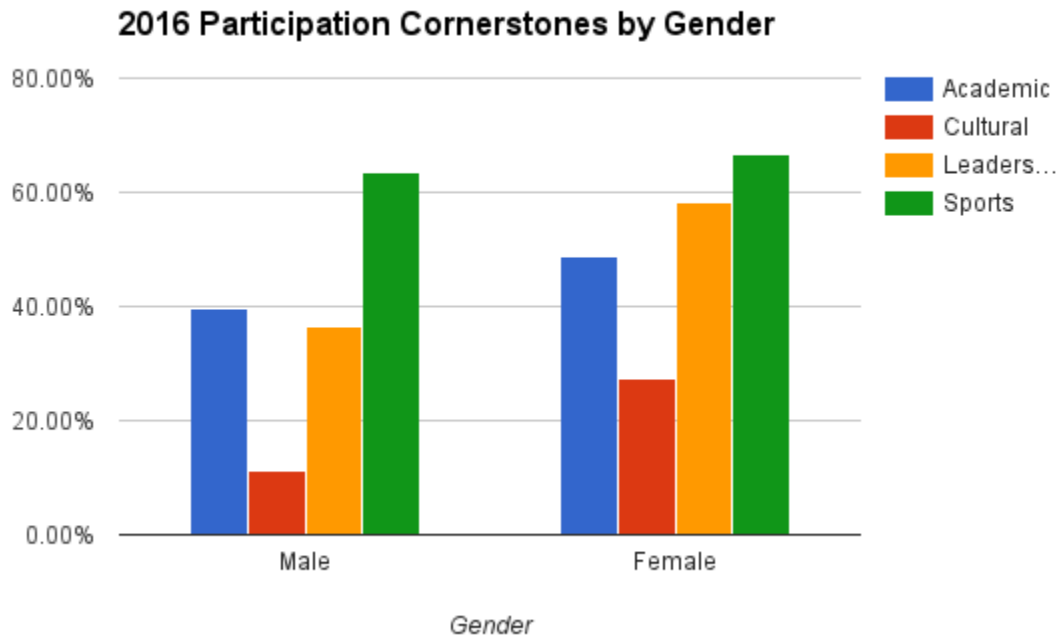
- Both genders saw an increase of result at Achieved level and a decrease in the percentage of results at Merit and Excellence level when compared to 2015

This graph display shows the number of standards awarded at each possible grade, compared against the students ethnicity.

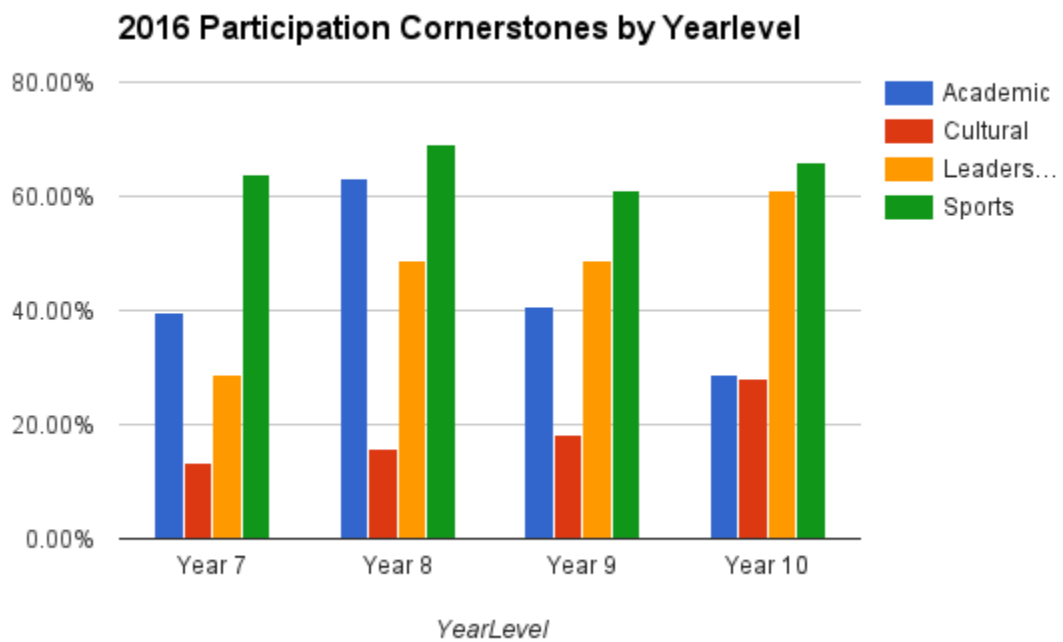


- Our Maori achievement data compares favourably compared to national data for 2015.

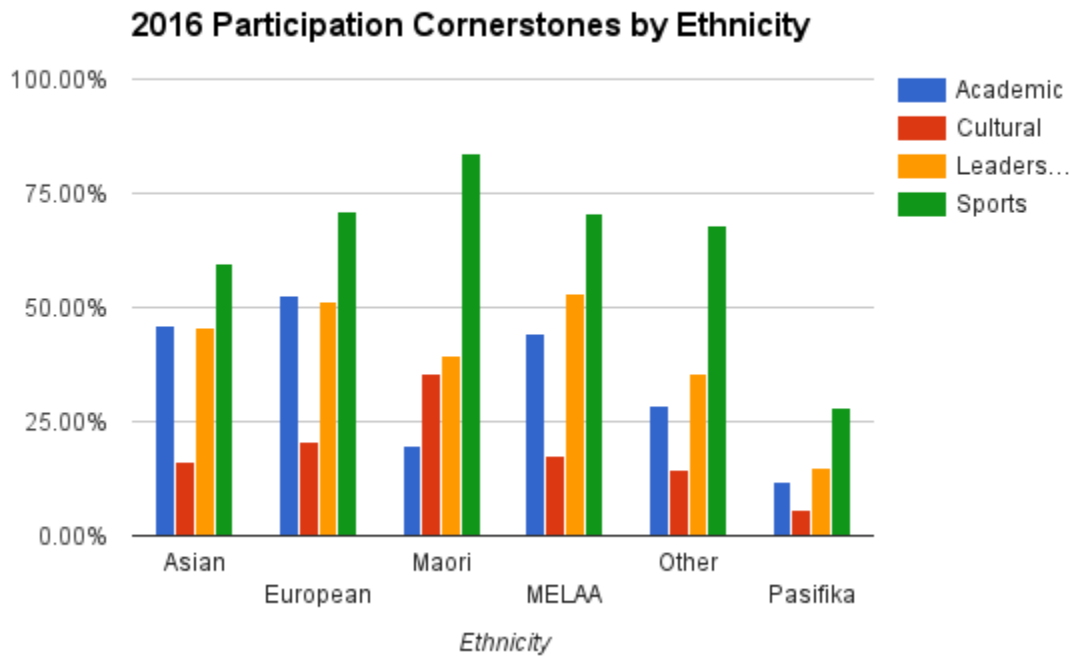
## Four cornerstones



Slight but not significant differences except in leadership are noted.



A declining trend in participation in academic competitions in year 9 and 10 is noted.



Relatively low Pasifika student participation is noted.

## Academic

Pre-2016 we reviewed our academic competitions and looked for ways of strengthening and widening the scope of this important area of school life. There was certainly scope for DEEP to be used for preparation for academic competitions (e.g. Maths and Project). With Ms Wigg leaving, it was important to maintain links with her at Education Perfect. A main focus was to increase a greater variety of competitions in an attempt to meet the needs of all students. Highlights of the year included the team of students who made the finals of the National Bright Sparks Competition and the school winning the International Education Perfect Competition in Social Studies.

## Achievements

Participation (% by year level):

Year Level	Academic
7	39.53
8	63.25
9	40.69
10	28.72

Year 8 is the highest year level entering academic competitions.



A general knowledge quiz was introduced to students in 2016. Approximately 100 students participated in each quiz, running Terms 2-4.

Performance:

Competition*	Number of Entries	Percentage at High Distinction or Distinction		Education Perfect Competition	Number of Entries	Percentage at Elite or Gold
ICAS Science	85	25.90		Science	150	6.0
ICAS Digital Technologies	85	8.23		Languages	150	40.0
ICAS Writing	62	6.45		Social Studies	150	26.0
ICAS Maths	53	17.0		Maths	150	6.00
ICAS English	64	10.93		English	150	4.00
Language Exams	8	37.50				
Australian Maths	120	7.50				

\*Only competitions with high distinction / distinction placings were reported  
 Highlighted competitions reflect our 2016 target of having at least 10% of participants at the distinction or high distinction level.

The new registration process was easy for parents and reduced the number of outstanding payments.

Positive feedback was received from staff and parents on the Academic Competitions newsletter, which promoted new offerings.

## Cultural

### Achievements

A successful sign language week was held with events and performances every day under the bike shed led by KDEC students.

Cultural dress competition was well supported.

Celebration of Mandarin and Spanish culture with sale of traditional food.

Maori and Pasifika Celebration of Achievement evening was extremely well received with an increase in awards which promoted the school vision of growing greatness, excellent musical items and student participation.

The highlight of the year was the School Production, "Popstars - a 90's musical".

Over 80 students were involved - acting, dancing, musicians, technology, advertising and tickets sales, photography, filming, choreographers, hair and makeup, set construction.

The traditional Santa Show set the tone for the holidays with over 60 students and staff performing well known carols and Christmas songs.

## **Leadership**

### **Achievements**

The formal selection process was trialled this year. The application process for full year leadership opportunities was centralised using google docs. This system was effectively used for students to select their leadership positions and enabled staff to continue to be part of the selection process. This system allowed accurate records to be kept of the number of formal leadership positions being held by students and so ensure students are not overcommitted and opportunities are distributed more widely.

Expectations for students wanting to apply for formal leadership positions were created to enable students to clearly understand the type and level of commitment required for formal leadership roles.

A rating system was devised for formal positions. The objective of which was to ensure that students were justly recognised for the extend of their commitment to their leadership roles. This generic system is to be personalised/contextualised by the 2017 co-ordinators offering formal leadership opportunities to students.

Students participated in the following external leadership opportunities:

Sir Peter Blake: SPB Young Leader Award

Red Socks Day

SPB Dream Team Speaker

YLD: Y9/10 students

GRIP Leadership

KAATI Program (Leadership for Maori students)

Student voice played an important part in shaping the leadership cornerstone and clarifying the awards system.

## **Sport**

Achievements:

### Cricket:

Y7&8 boys team: Active post cup 4th in Auckland.

Premier boys team: Champions of Auckland Junior A competition

Blitz cricket: Finalists of module 1.

### Netball:

Premier girls netball team: Winners of their section and placed 8th in Auckland

AIMS girl's netball team: Placed 4th in the Howick Pakuranga Senior Netball Competition.

### Basketball:

u/15 A girls team finished 2nd in the Counties Manukau Competition.

AIMS basketball team: Placed 3rd in the ABSL basketball tournament. Placed 22nd at AIMS Games.

AIMS basketball team: Placed 3rd in the SEZ basketball tournament.

### Football:

Premier boys football team champions of the Auckland Junior A3 Competition.

Y7 boys football team placed 4th in the SEZ football tournament.

Y8 boys football team placed 3rd in the SEZ football tournament.

AIMS boys football team placed 24th at AIMS Games.

AIMS boys football team champions of the SEZ soccer league.

### Futsal:

Y7&8 boys team champions of the SEZ futsal tournament.

### Athletics:

Jerusalem Toilalo placed 4th in long jump for Y8 boys at SEZ athletics.

Dylan Menzies placed 4th in long jump for Y7 boys at SEZ athletics.

### Touch:

SEZ mixed touch placed 2nd in the SEZ touch tournament.

u/15 girls touch placed 3rd in the Eastern zone touch competition.  
u/15 boys touch placed 5th in the Eastern zone touch competition.

Badminton:

AIMS boys team won bronze at the international AIMS games.